

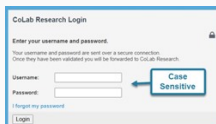
## Login & Password to the Research Platform

Version 8

Published 11/17/2020 5:58 PM by [CoLab Support](#) Last updated 4/19/2021 5:24 PM by [CoLab Support](#)

### Login

- You've been assigned a research account to view and download customized PDF Reports.
- If permission, you have access to your raw data by downloading the CSV Data.
- Login to the secure Research Platform with the Username and Password provided to you.
- While your username remains the same, click "My settings" to update your email and password at any time. Phone is optional.
- Login information is case and space sensitive.

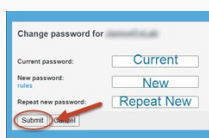
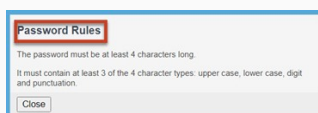
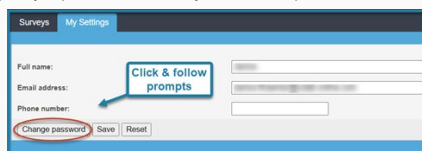


One person has access to the secure site at a time. Too many concurrent users indicates the account is still logged in, either in another tab, browser, or device. Click "log out" or login again. If sharing an account with a colleague, good communication is key.



### Password Reset & Personal Information

- If you forgot your password, at the login, click password reset. Enter your username and it will send a reset link to the email connected to the account.
- While your username remains the same, click "My settings" to update your password or email at any time. This is helpful if there are staff or staff email changes. Review the rules. Submit and then Save.



Watch the '[Overview](#)' video for more information.

### Summary Steps

## Login & Password

### Access to your Reports



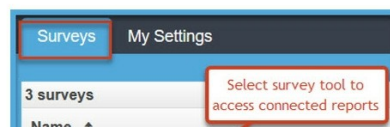
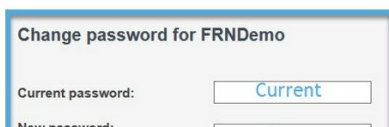
- 1 Enter your assigned Username and Password.

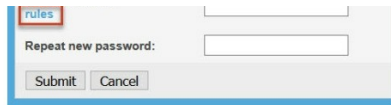


- 2 Only one person in an account at a time. Click Log out and login in again if needed.

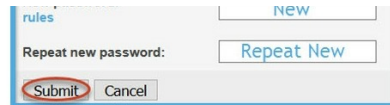


- 3 Click "My Settings" to update your email and password at any time.

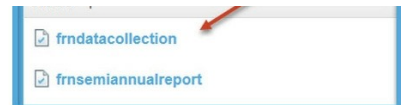




- 4 Double check the 'rules'.  
\*4 characters minimum with 3-4 character types (eg. upper/lower



- 5 Change your password.  
Submit and Save.  
\*Communicate with colleagues as needed if sharing an account.



- 6 Select survey tool to begin.  
Follow report instructions for more details.

Click on the image below to login into the [Research Platform](#)

