

Research Platform

Version 14

Published 11/17/2020 6:42 PM by [CoLab Support](#) Last updated 1/15/2021 3:02 AM by [Janice Kraemer](#)

Research Platform

The Research Platform is a subscriber-based platform that provides provide organizations with custom-built data collection tools and real-time reporting and analysis.


Benefits include: easy access, real-time data, reduction of time consuming manual tasks and increases timely and accurate analysis.

Data collection tools uses include: reporting on budgets, critical incidents, client intake, referral tracking, surveys and outcomes.

Design includes: advanced questionnaires, database links, email alerts, offline interviewing and optimized for any device.

Overview Video

Watch the video (9:11min) for an overview to learn the basics about data, reports and navigation features.



Select from below or the right menu to learn more about each feature.

My Account

Login

Information for login.

Password

Update your password at anytime.

Personal Information

Update your contact information including email.

Roles & Permissions

Each organization decides upon account use and permissions.

User Agreement

Prior to accessing data in the Research Platform, organizations identify a primary contact who will receive an email with a Terms of Use Agreement. Once reviewed and submitted, user accounts and passwords grant access to reported information.

Data and Reports

Data

Data, captured by an online tool, gathers qualitative and/or quantitative data in real time. Data may be accessed by downloading the CSV and/or designed reports. Zeros, dashes, a N/A or other message indicates that there is no data entered for this particular report or filter chosen. Re-adjust your filters and update report.

Digging into the Data/Evaluation

Reflection, analysis and evaluation are key to using data in a meaningful way to support organizational health and strategic planning. 'Dig into the data' to review, reflect and respond.

Reports

Reports are custom designed and align with the collection tool.

Tools and reports are customized for each organization

Platform Features & Navigation Tips

Analysis

Data may be further analysed using the analysis and/or custom analysis features.

Download

Reports are downloadable. CSV raw data is on permission basis.

Filters

All reports open with the data collected from the start date of the tool to 'all respondents'. Apply filter(s) such as date, location, and service. Remove or clear filter(s) and 'update report' between filter use. Filter descriptions are unique and based on the tool.

Home

The 'Home' tab takes you back to the list of Surveys or Data Collection Tools.

Print

Printing is based on you and your browser print function.

Processing

As with any large data base, please be patient as it 'thinks'.

Surveys or 'Tools'

Each project has unique survey or data collection tools to gather qualitative and/or quantitative data in real time. Reports are designed to support analysis.

Tabs

The Summary, Reports, and Filters tabs navigate the basics. Variables, Analysis and Context are available to support custom analysis.

Tech & Refresh

Tech challenges are a reality in today's world. Learn more about refreshing your computer.

Update New Responses

Update new responses for real-time data.

Variables

Variables are unique to each tool.


Web Browsers

Tech challenges pop up from function to browsers.

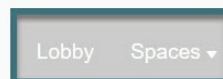
Zoom %

Zoom +/- the view finder screen.

Click on the image below to login into the [Research Platform](#)



Go home by clicking "[Lobby](#)" or "[Spaces](#)" in the top navigation bar



[lobby](#) » [frn portal space](#) » [wiki](#) » [frn portal space home](#) » [resources](#) » [frn communication space](#) » [engagement sessions](#)



FRN Portal Space » **Wiki**



Words and images connect to content